

## 2SCALE Academy

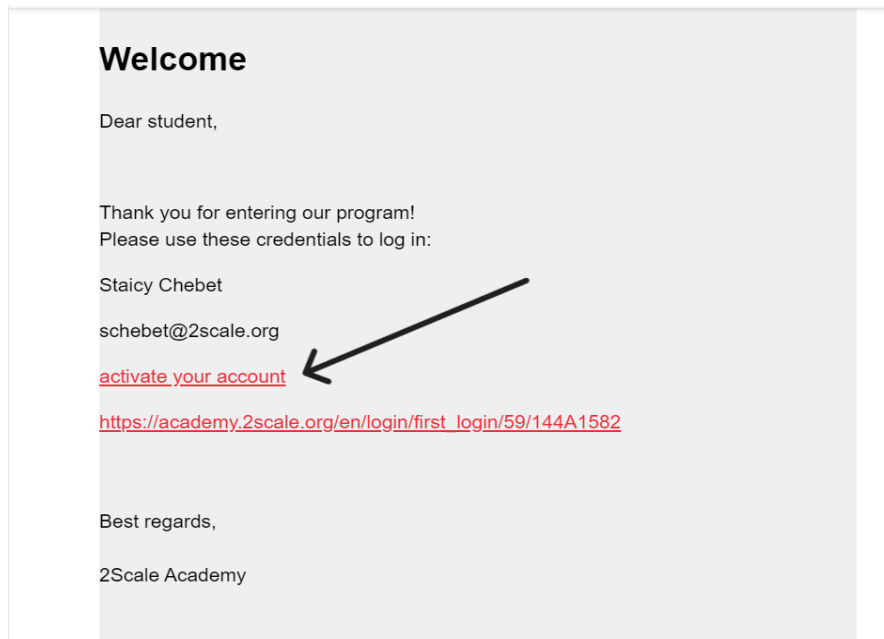
### Onboarding instructions

*Tip: We recommend accessing the 2SCALE academy using a computer (i.e., laptop or desktop computer) for enhanced functionality, allowing you to fully immerse yourself in the engaging content.*

Let's get started!

#### **Step 1: Check your inbox.**

In your registered email inbox, check for an activation email from 2SCALE Academy with the subject line "Welcome". In the email, find the activation link and click on it. It is a hyperlink labeled as "activate your account" that will redirect you to our website's activation page. Did not find any email? Please check your junk email box.



#### **Step 2: Activate your account.**

Once you arrive at the activation page, you will be prompted to set up your password. Follow the on-screen instructions to complete the activation process.

**2SCALE ACADEMY**      Modules    Progress    Support    Account    EN    FR    ↗

- Login
- Set up password

### Set up password

This is the first time you have logged in to your personal profile. For security reasons, you must change your temporary password. Enter a new password so you can log in next time.

New password

Confirm new password


Set up password

Great! Your account is now activated. You will now automatically be redirected to the home page of the 2SCALE academy. You now have access to the academy modules.

## Navigation Instructions


The navigation bar (shown below) is an essential element that allows you to access different parts of the 2SCALE academy website quickly and easily.

**2SCALE ACADEMY**      Modules    Progress    Support    Account    EN    FR    ↗



### Welcome to the 2SCALE academy

It's your first visit to the 2SCALE Academy. Welcome! We - 2SCALE - build agribusiness partnerships to incubate inclusive agribusiness. If you are new to 2SCALE, you likely have many questions. This academy is here to answer the questions you face when exploring: "How 2SCALE works".



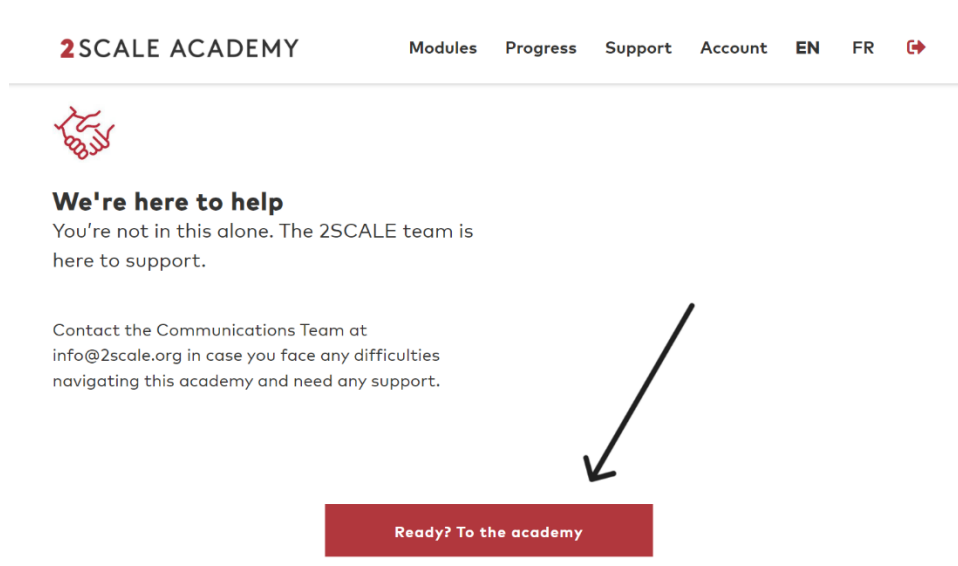
- i. **Modules:** this directs you to the page showing the different 2SCALE academy modules where you can explore a wide range of topics that are key for practitioners of the 2SCALE approach.
- ii. **Progress:** track and monitor your learning journey. This directs you to an overview of your progress in studying the different modules, along with your scores of the self-assessment tests.
- iii. **Support:** Need assistance throughout your learning journey? You might struggle to understand the content of a module or connect with experienced colleagues and advisors on a specific top.

Use this page to get in contact with 2SCALE Academy support officers and raise your questions or concerns.

- iv. **Account:** this enables you to personalize your profile by providing additional information such as your LinkedIn profile and area of expertise. You can also conveniently change your password on this page. Customize your profile and manage account settings effortlessly.
- v. **EN** and **FR:** these allow you to easily switch between English and French, enabling you to access our platform in your preferred language.

### Step 3: Ready? To the academy!

On the home page, scroll down to the bottom of the home page where you will find a button labelled "Ready? To the academy". This will direct you to the page with the Modules and you can get started.



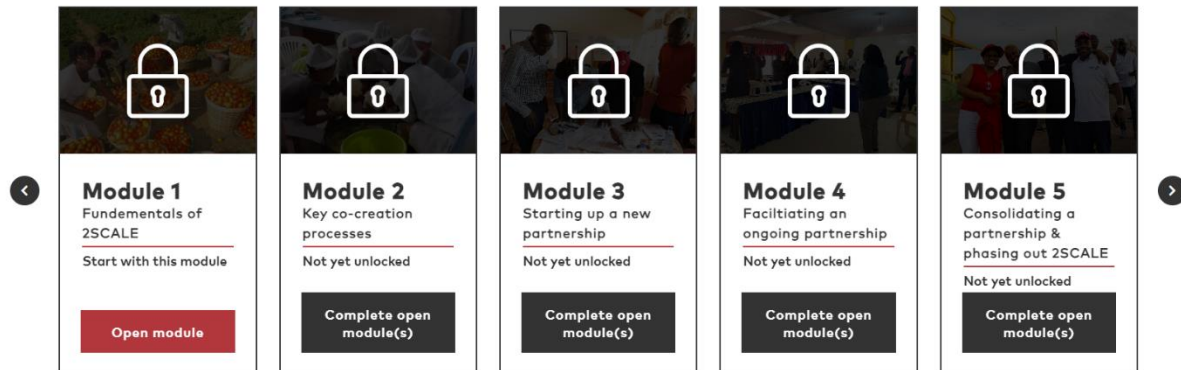
(Alternatively, you can use the navigation bar at the top of the page by clicking "Modules")

### Step 4: Start learning.

On the modules page, you will find 7 modules designed to expand your knowledge. Start with Module 1 and progress through each module upon completion.

## Modules

The 2SCALE Academy consists of seven modules. Complete all modules to become a certified 2SCALE practitioner.



Module	Title	Status	Action
Module 1	Fundamentals of 2SCALE	Start with this module	Open module
Module 2	Key co-creation processes	Not yet unlocked	Complete open module(s)
Module 3	Starting up a new partnership	Not yet unlocked	Complete open module(s)
Module 4	Facilitating an ongoing partnership	Not yet unlocked	Complete open module(s)
Module 5	Consolidating a partnership & phasing out 2SCALE	Not yet unlocked	Complete open module(s)

### ***What can you expect when going through a module?***

Within each module, you'll find a series of topics carefully curated to enhance your understanding of the 2SCALE approach. Dive into an engaging array of learning resources, including written content, audio, and visual materials, providing a comprehensive learning experience.

### ***Featured sections.***

- i. **'Must reads'**: Explore essential resources that are a must-read, listen to, or watch, providing valuable insights and foundational insight and understanding on the topic. Self-assessment questions are raised about the contents in these learning materials.
- ii. **'Dive in deeper'**: Delve further into the topic with supplementary resources that offer in-depth exploration and a broader perspective. These contents are not covered by the questions in the self-assessment.
- iii. **Reflection**: Enhance your understanding by answering thought-provoking questions to consolidate your knowledge and gain deeper insights into what you've learned. You will be asked to either reflect individually, or you are given small assignments challenging you to learn from a colleague.

**2SCALE ACADEMY** Modules Progress Support Account EN FR ↗

**Must reads**

- 🎧 Download and listen to the podcast with Adodo Abalo on Listen to podcast
- 📄 3-pager on terms of inclusion Download file

---

🏃

**Dive in deeper**

- [Theory-based evaluation of Inclusive Business Programmes](#)

---

📋

**Reflection**

Who are the target group or beneficiaries when you want to promote inclusion in the 2SCALE context?

### Self-assessment

At the **end of the last topic** of each module, you'll find a button labelled 'Take Self-Assessment.' Click on it to begin the assessment and gauge your understanding and progress.

**2SCALE ACADEMY** Modules Progress Support Account EN FR ↗

📋

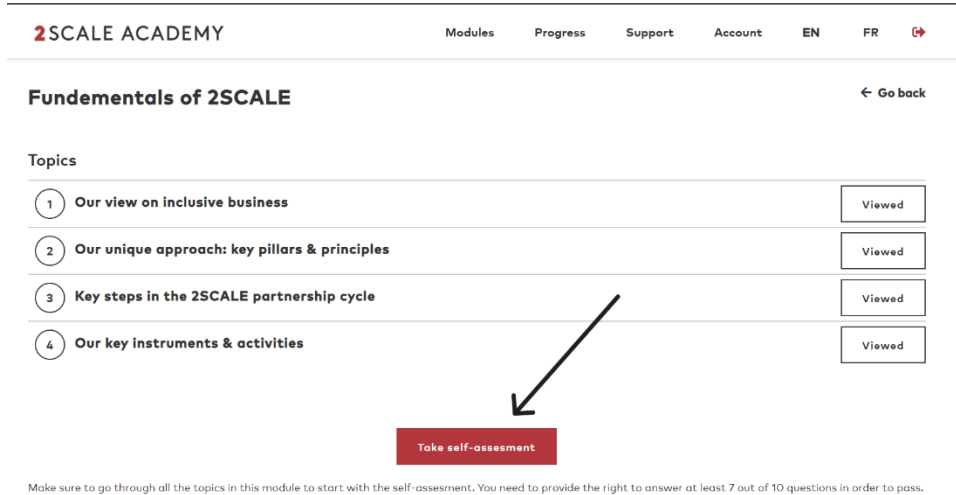
**Reflection**

Go and ask a colleague about the top 3 key challenges he/she faced in the process of drafting and signing a partnership agreement?

Having read the partnership agreement of GH24 Rockland, in which chapters you did find the specific attention for Inclusion and Access?

Take self-assessment

Alternatively, you can find the 'Take Self-Assessment' button at the bottom of the topic overview page of each module.



**2SCALE ACADEMY** Modules Progress Support Account EN FR ↕

### Fundamentals of 2SCALE

 ← Go back

Topics

1	Our view on inclusive business	Viewed
2	Our unique approach: key pillars & principles	Viewed
3	Key steps in the 2SCALE partnership cycle	Viewed
4	Our key instruments & activities	Viewed

**Take self-assessment**

Make sure to go through all the topics in this module to start with the self-assessment. You need to provide the right to answer at least 7 out of 10 questions in order to pass.

To keep track of your learning achievements, click on 'Progress' in the navigation bar. There, you can view your assessment scores.

### ***You're all set!***

We trust that this guide has equipped you with the essential understanding to navigate the 2SCALE academy with ease.

Should you require any guidance, we recommend watching this comprehensive onboarding video to familiarize yourself with the process: [Onboarding Instructions | 2SCALE Academy](#)

If you have any questions along the way, don't hesitate to reach out to the support team at [info@2scale.org](mailto:info@2scale.org).

### ***Happy learning!***